


# How Do We Refurbish Your Printer?

Katun offers high quality, eco-friendly, remanufactured Katun® Certified printers and refurbished Katun Access™ printers that look and perform like new machines, thanks to a stringent remanufacturing process. As an environmentally friendly company, Katun uses the circular economy model which promotes the optimization of resources in a more sustainable way, while providing a longer lifespan to second-hand equipment. Discover the steps of the remanufacturing process!

1. Printer to Refurbish



2. Disassembling




3. Label Removal & Cleaning




4. Whitening Process



5. Inspection and Testing




6. Cleaning of Fuser/Laser



7. Replacement of Parts



8. Final Quality Testing



9. Printer Packaging



Buying a remanufactured printer over a new one reduces the overall environmental impact by 77.78 %.



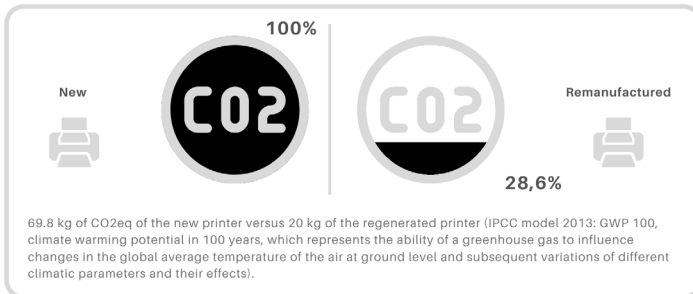
Scan me to watch the full remanufacturing process!

**KATUN**®

# Discover The Impact of a Remanufactured Machine Compared To a New One


Comparison Analysis based on the Life Cycle Assessment study (under ISO 14044:18) and external peer review.

## GREENHOUSE GAS EMISSIONS



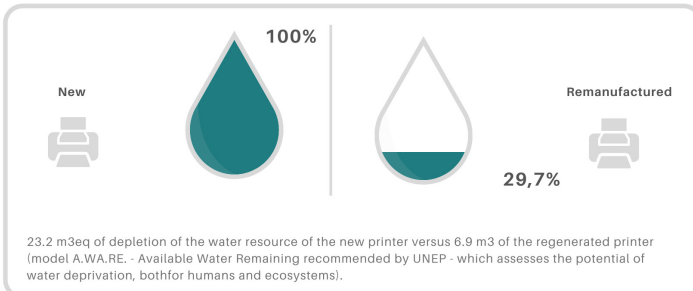
**71.4% CO<sub>2</sub> SAVINGS!**

## ENERGY CONSUMPTION




**69.5% ENERGY SAVINGS!**

## WATER RESOURCE DEPLETION



**70.3% WATER SAVINGS!**

## MINERAL AND MATTER RESOURCES



**86.2% MINERARY RESOURCES SAVINGS!**



**KATUN**  
ACCESS

Learn more about Remanufactured and Refurbished Printers and Multifunction Devices from Katun by visiting us online at [www.katun.com/eu](http://www.katun.com/eu)



**KATUN**<sup>®</sup>